

# Monday 4th May 2020

Good Morning Yellow Class!

4.05.20

Today, I would like you to start by sharing the Gospel Assembly.



# Lesson 1: PE

<https://www.youtube.com/channel/UCAxW1XT0iEJo0TYIRfn6rYQ>

It is so important to start the day with a positive attitude and a good mood. Now this does not just happen because lets face it, we all hate getting out of our comfy warm beds!

Exercise helps to create a good mood and positive attitude so that you will be ready for a day of learning.



If you don't like Joe Wicks then you can do another form of exercise and send me pictures of that. IT IS JUST SO IMPORTANT THAT WE KEEP MOVING.

## Lesson 2: SPaG

### Spellings

wild

climb

most

only

both


old

cold

gold

hold

told



This is not the lesson! These things might just help you out...

This might be helpful for the maths. It is an online clock and you can change the times. Have a little explore before you start your maths lesson.

<https://www.topmarks.co.uk/time/teaching-clock>



This is a great game that we have used in school if you want a little bit of practice.

[https://mathsframe.co.uk/en/resources/resource/116/telling\\_the\\_time#](https://mathsframe.co.uk/en/resources/resource/116/telling_the_time#)

# Lesson 3: Maths

Can you draw the hands to show the time written?



quarter to 3



quarter to 7



quarter to 2



quarter past 7



quarter past 11



quarter past 5



quarter to 4



quarter past 9



quarter to 12



## Lesson 3: Maths

Don't worry about writing loads and loads. If your child can explain to you verbally then you can just write down what they have said.

Tia has drawn hands on the clock for quarter past 11.

Can you explain the mistake she has made?




quarter past 11

The farm train leaves from the station at quarter past and quarter to every hour.

Zach's uncle brings him to the farm at 3 o'clock. He will stay there until 6 o'clock.



What times can Zach get on the train?




# Lesson 3: English

Where the willow meets the water...

water

ducks



Think about and list all of the nouns you might see or find down by a pond or lake.

Then have a go at writing at LEAST 3 sentences to describe what you might see or hear at the pond.

1. Down by the lake if you are really quiet you will find some spotted ducks eating bread.
- 2.



# Lesson 5: Mini-beasts



I would like you to think about all of the mini-beasts you have been learning about and where they live. Next, think about how you could make a hotel for all of these creatures. Think carefully about the materials you would use and can get your hands on. Draw and label how you would make your hotel.

# My Final Design

Name: \_\_\_\_\_

I am going to make: \_\_\_\_\_

Draw an annotated picture of your design in the space below.

The tools that I need are:

The fabrics and materials that I need are:



I can't wait to see all of your  
amazing work...

